

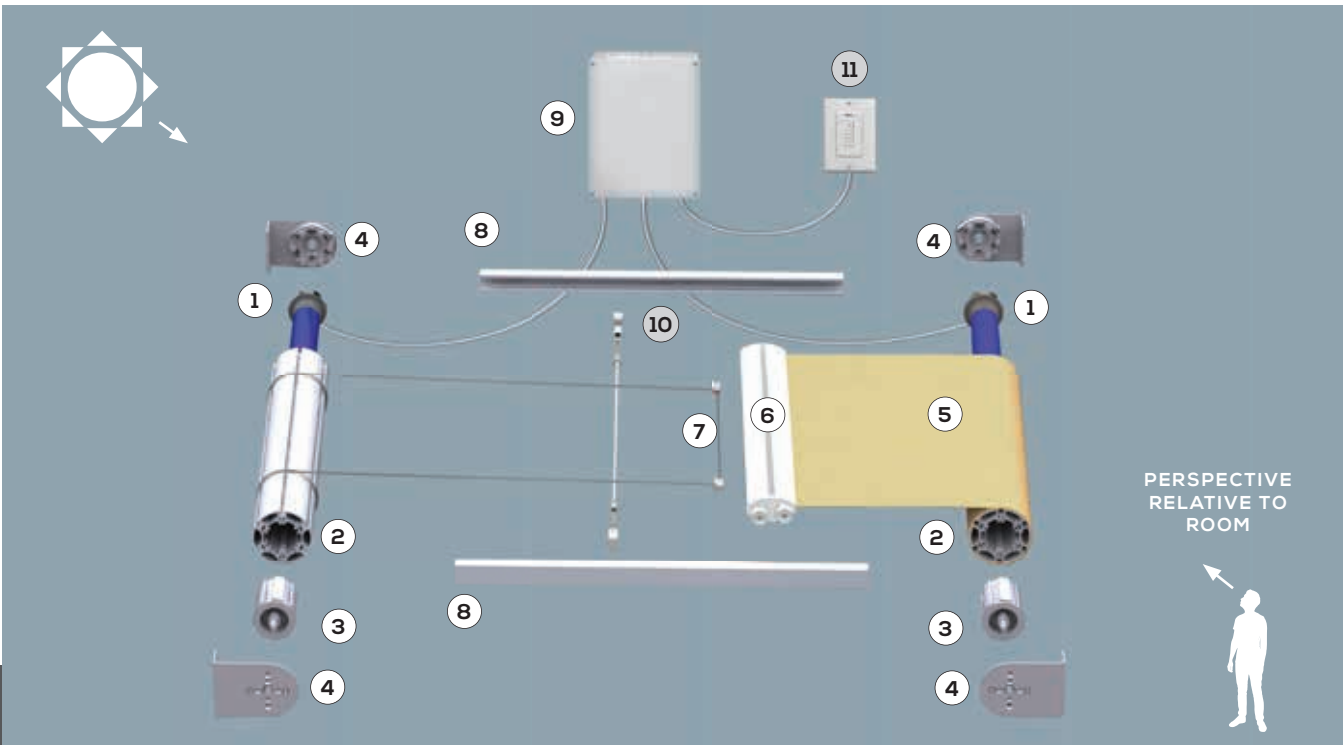
# HeRISE™ AR350 SLIM SYSTEM

HEAVY DUTY MOTORIZED SKYLIGHT ROLLER SHADE • LINE VOLTAGE • LARGE SIZE SHADES

77 Second Avenue • Garden City Park, New York 11040

SPECIALTY

{T} 877.294.3580 • {F} 516.294.0444 • {E} info@WTShade.com



PERSPECTIVE  
RELATIVE TO  
ROOM



The above system is shown Drive Right, Regular Roll. Brackets shown in Ceiling Mount position.\*

MODEL#: AR350SL-3.5		ADDITIONAL INFORMATION
STANDARD COMPONENTS	① <b>MOTOR WITH ADAPTERS</b>	2 per system. Wired motors only. See Motor Reference Guide for available motors sizes and torque options.
	② <b>NESTED ROLLER TUBE</b>	Contains (2) Nested Roller Tubes, 2 per system. Content: Aluminum Alloy.
	③ <b>HEAVY DUTY IDLER WITH SET PIN</b>	Available in Mill Finish (-99) as shown.
	④ <b>SLIM BRACKETS WITH RETAINER RING</b>	Brackets can be used in Ceiling or Wall Mount positions. Drive Right or Drive Left. Standard finish is Zinc Plated (-49) as shown.
	⑤ <b>FABRIC</b>	Available in the full EcoFabrix collection.
	⑥ <b>HEAVY DUTY EXTERNAL HEMBAR</b>	Includes Double Wheel End Caps (HCWHD-10).
	⑦ <b>STAINLESS STEEL CABLE WITH CABLE GUIDES</b>	Length of cable provided will coordinate with height of shade. Cable Guides compatible with Heavy Duty External Hembar only and available in Mill Finish (-49) only.
	⑧ <b>GUIDE TRACK</b>	Available in White (-10) as shown. Choose between Classic Guide Track (GTC-10), as shown, or Heavy Duty Blackout Guide Track (GTHD-10).
	⑨ <b>FTS MOTOR CONTROLLER</b>	Includes 1 per system.
OPTIONAL	⑩ <b>IDLE CABLE SUPPORT KIT</b>	REQUIRED FOR APPLICATIONS EXCEEDING 5' IN LENGTH. EACH SOLD SEPARATELY. May require multiple. See Guide Systems for more information.
	⑪ <b>FTS SWITCH</b>	Requires 1 per system. One switch may be used to control more than one system. EACH SOLD SEPARATELY. Contact WT Shade for details.

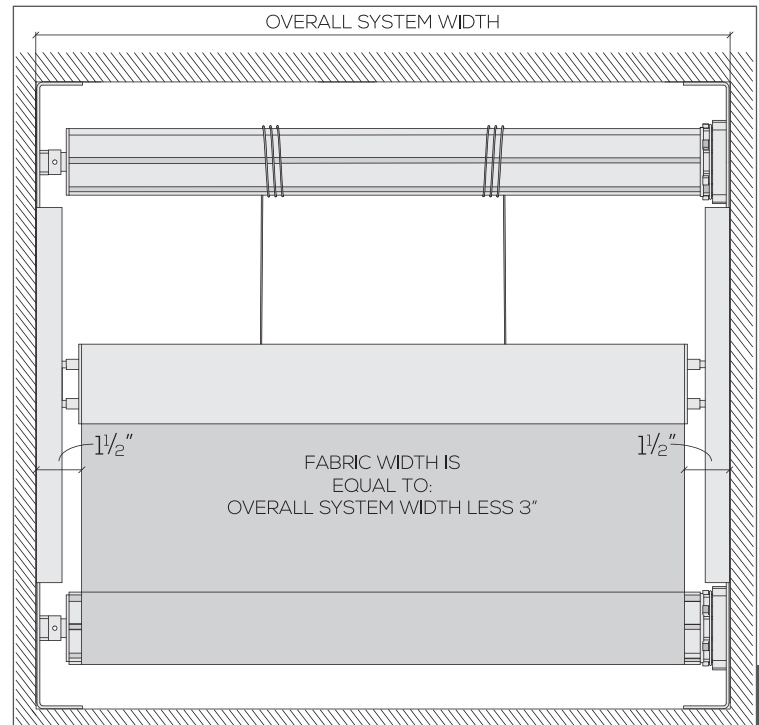


\*Drive side and Roll Direction are defined by the perspective and position relative to the room.

## SYSTEM FEATURES

- ◆ Brackets are capable of Ceiling or Wall mounting.
- ◆ Regular or Reverse Roll available. Motors may be Drive Right or Drive Left.
- ◆ All WT Shade roller shades are available in the *exclusive* line of sustainable solar protection fabrics by EcoFabrix. To view all available fabrics, visit EcoFabrix.com.
- ◆ This system uses Wired Line Voltage motors by Somfy. See Motor Reference Guide for compatible motors, or visit Somfy.com for more information.
- ◆ AeRise shades require programming in order for the shade to operate. All Motor Controls are sold separately.
- ◆ Best For Kids Certified! Visit WCMANet.org for more information.
- ◆ Construction Documents for this system and others available at WTShade.com.

## EDGE CLEARANCES

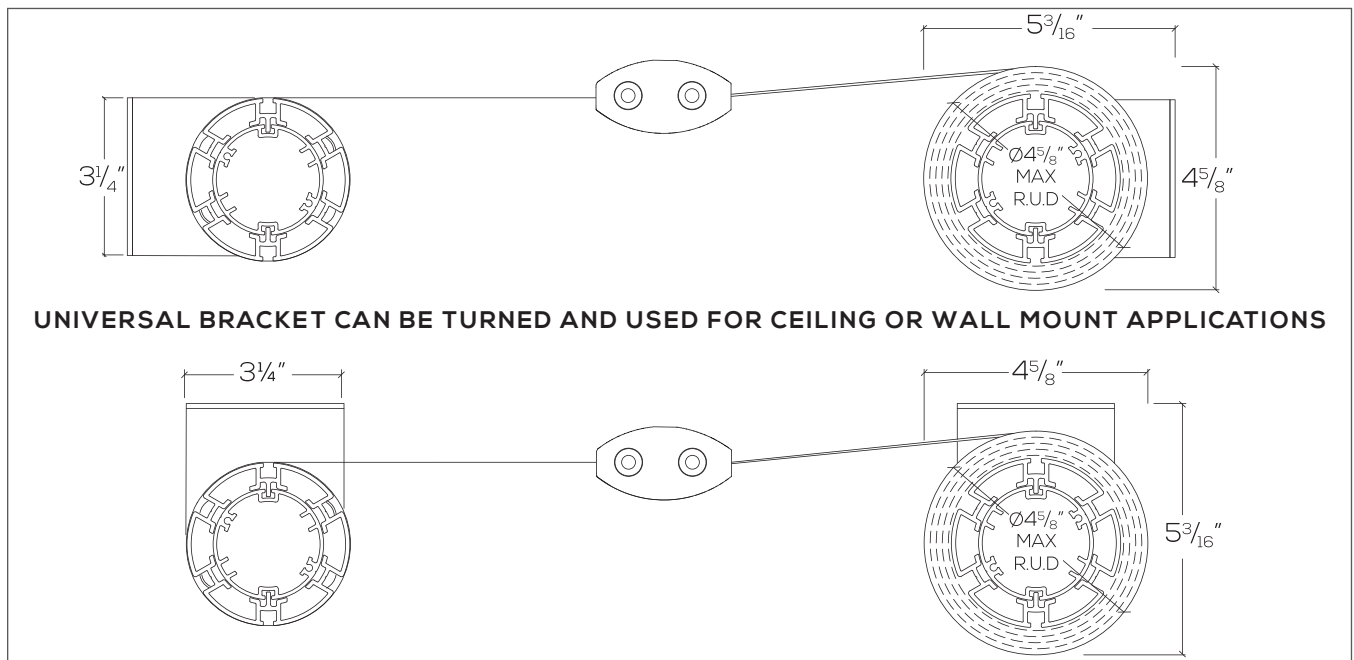


## SYSTEM CAPABILITIES

MIN WIDTH	36"	MAX WIDTH	156"
MIN LENGTH	36"	MAX LENGTH	156"

Width and Length may vary depending on the selected shade fabric. The measurements given above are based on EcoFabrix 253. These measurements are for guideline purposes only and in no way guarantee that a shade with any other fabric can be made to these dimensions.

## SECTION VIEW



SPECIALTY

77 Second Avenue • Garden City Park, New York 11040

